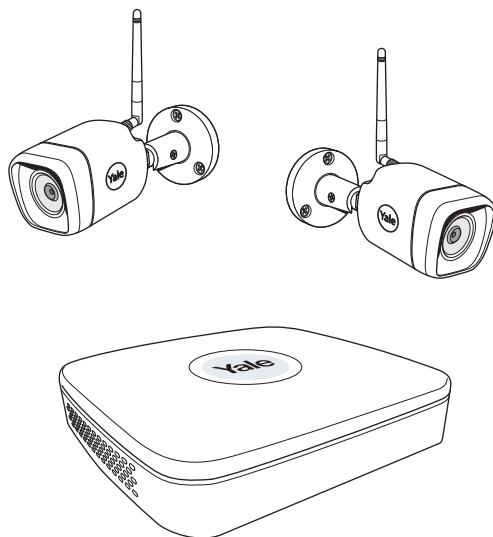
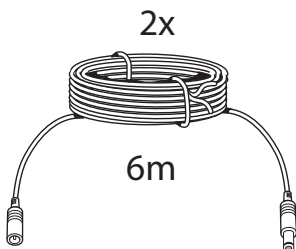
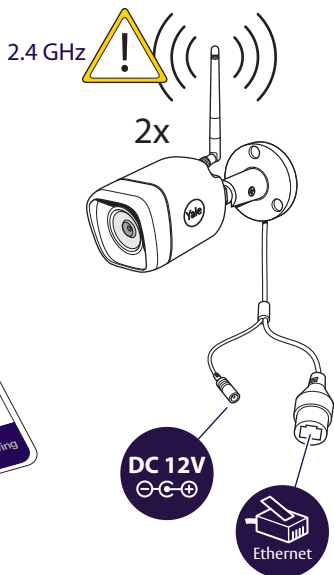


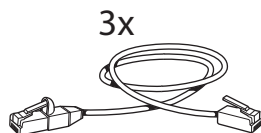
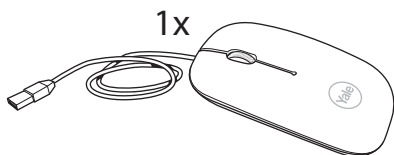
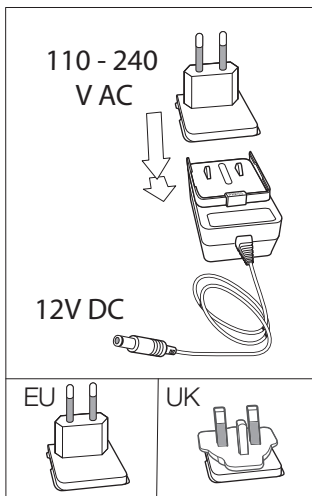
## Smart Home CCTV WiFi kit














Quick start guide  
Snelstartgids  
Kurzanleitung  
Guida veloce  
Guide rapide

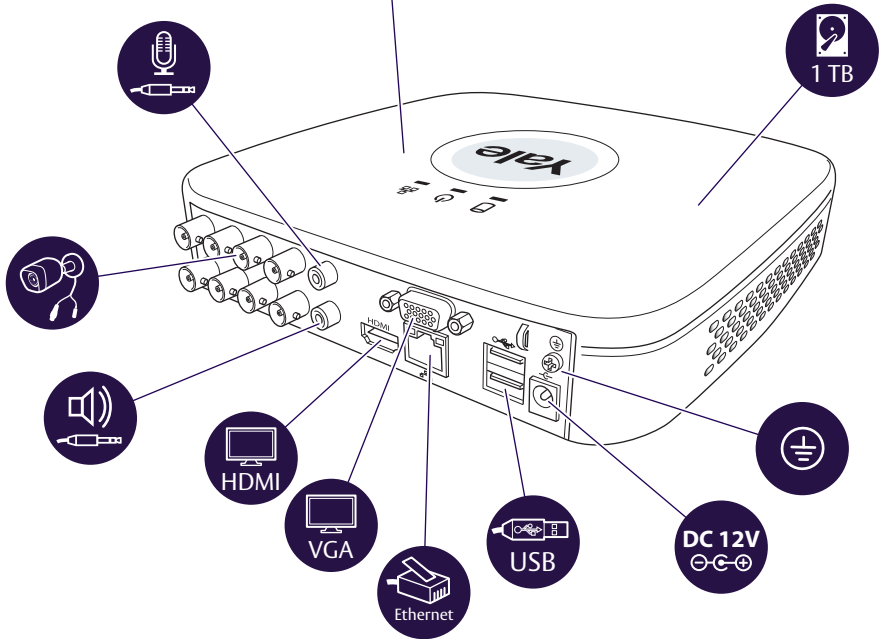


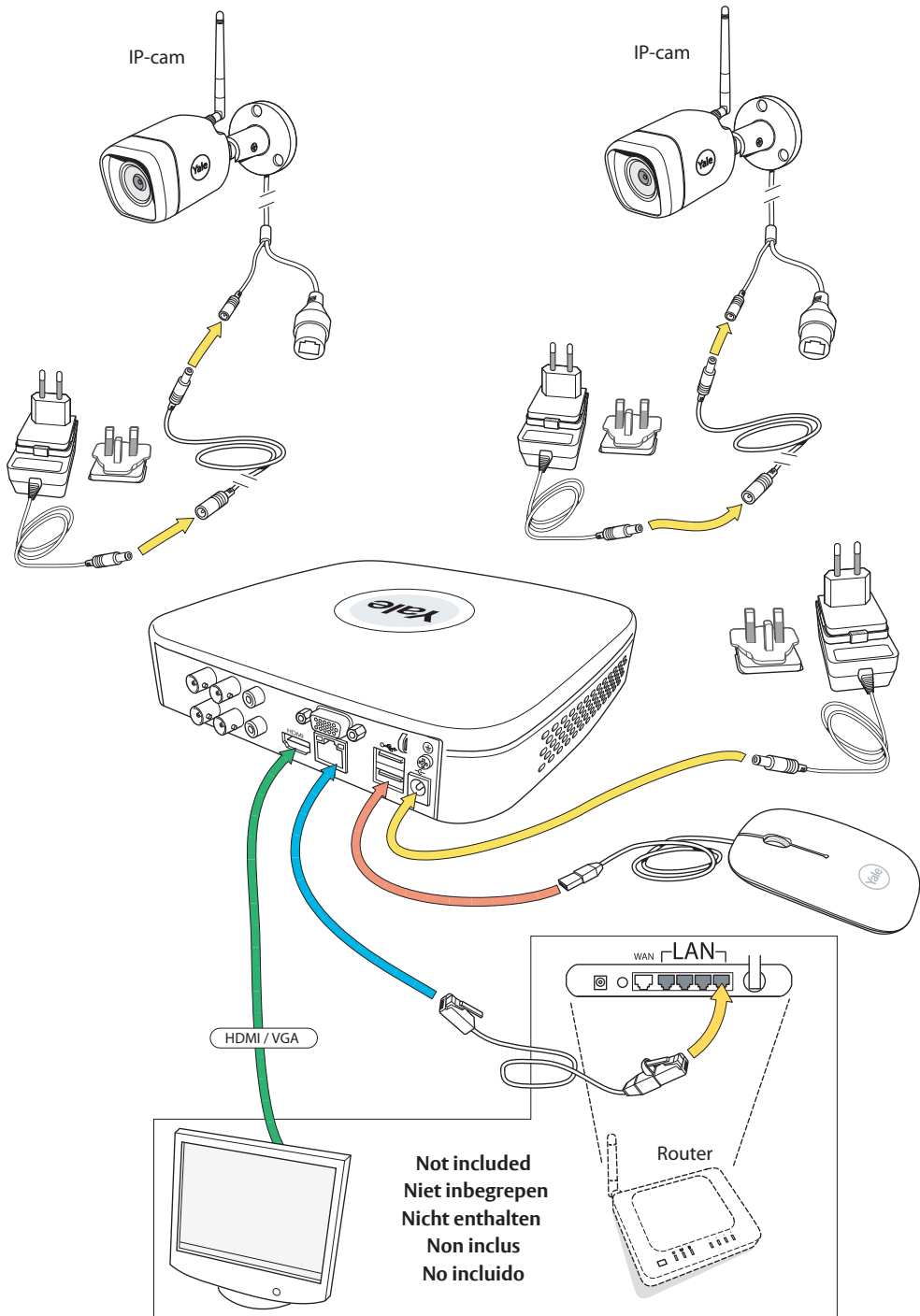


3x

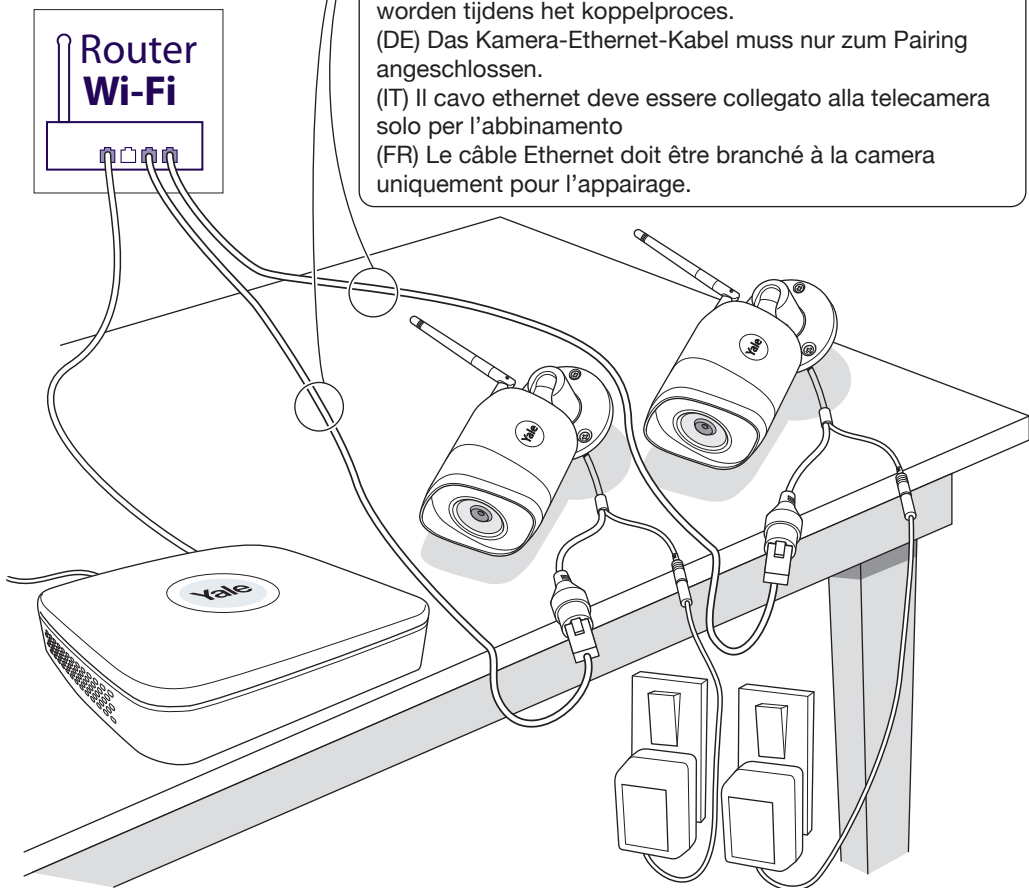


	HDD		
			
	Power		OFF
			ON
	Network		
			





(GB) Ethernet cable only needs to be connected to the camera for pairing.  
(NL) De Ethernet kabel dient alleen aangesloten te worden tijdens het koppelproces.  
(DE) Das Kamera-Ethernet-Kabel muss nur zum Pairing angeschlossen.  
(IT) Il cavo ethernet deve essere collegato alla telecamera solo per l'abbinamento  
(FR) Le câble Ethernet doit être branché à la caméra uniquement pour l'appariage.



**i**

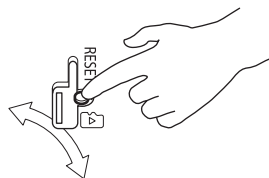
Not included  
MAX 32GB  
mSATA

Niet inbegrepen  
Nicht enthalten  
Non inclus  
No incluido

Max 32GB

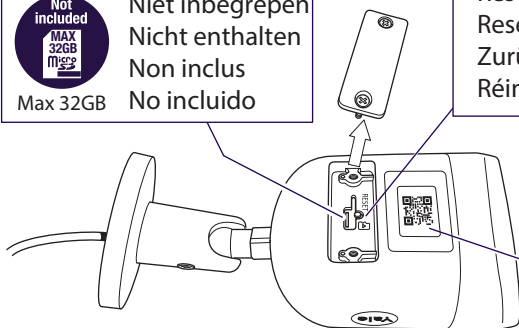
**Druk 10 sec**

Reset  
Reset  
Zurücksetzen  
Réinitialiser



**Druk 1 sec**

WPS  
(Wi-Fi Protected Setup)





(GB) Create an account - (NL) Maak een account aan - (DE) Benutzerkonto anlegen  
(IT) Creare un profilo - (FR) Créer un compte



**a**

**Yale** smart Living

E-mail registratie

[Stuur verificatiecode naar e-mail](#)

**b**

**Yale** smart Living

E-mail verificatie

116s

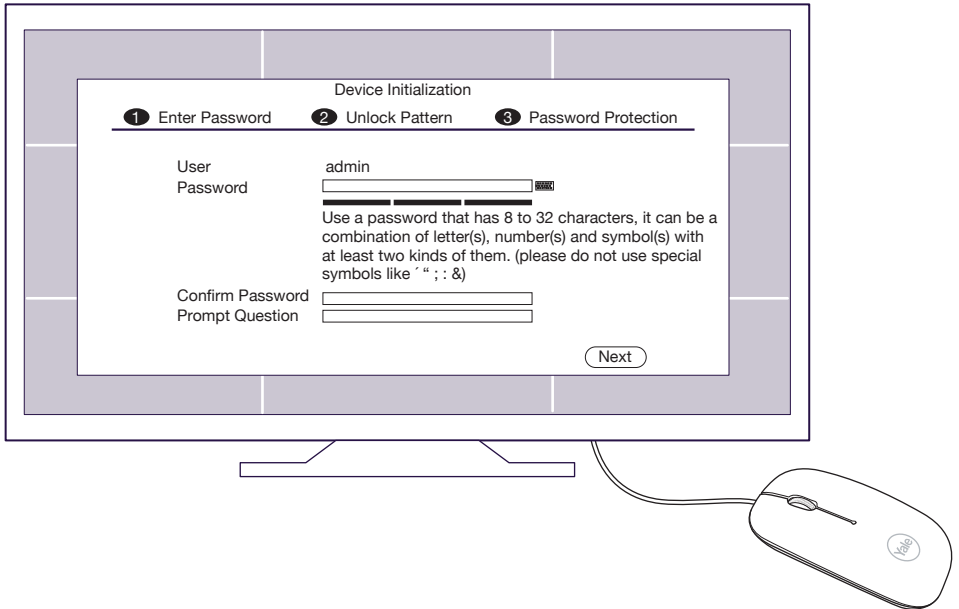
[Volgende](#)

**c**

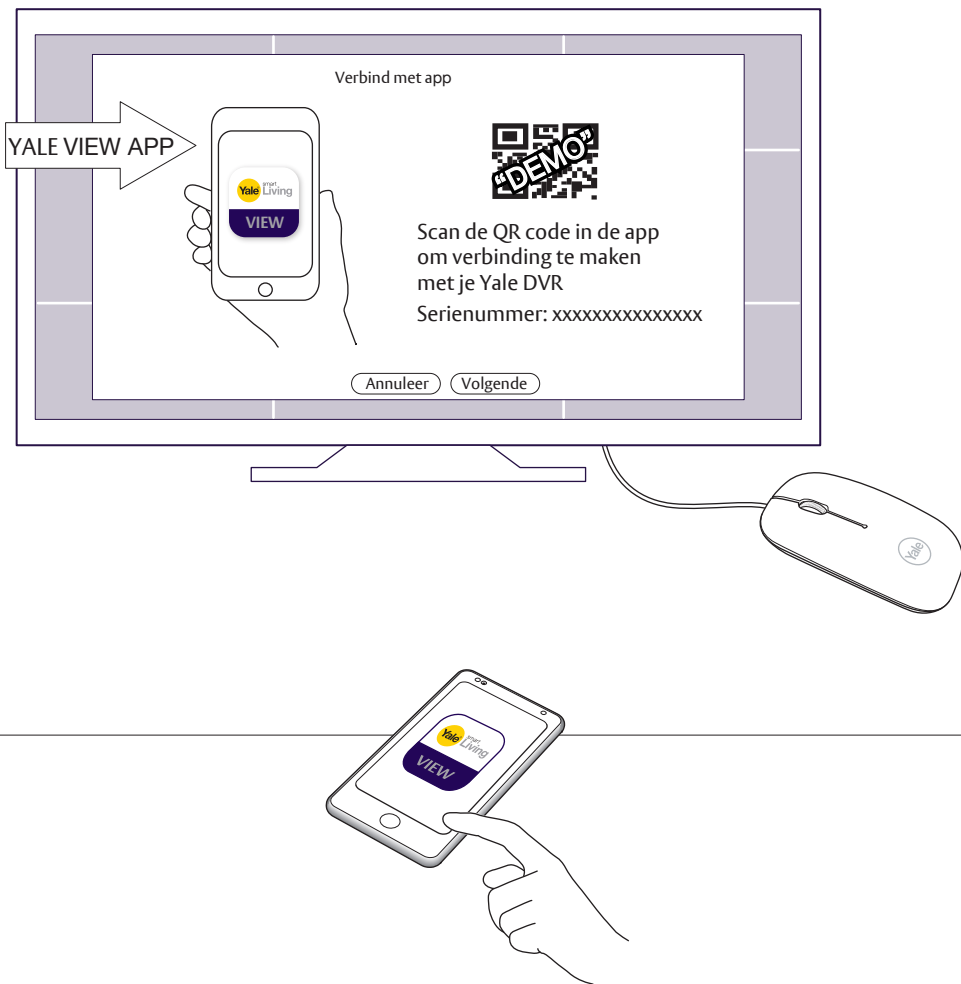
**Yale** smart Living

Maak een wachtwoord

(GB) Create an account - (NL) Maak een account aan - (DE) Benutzerkonto anlegen (IT) Creare un profilo - (FR) Créer un compte

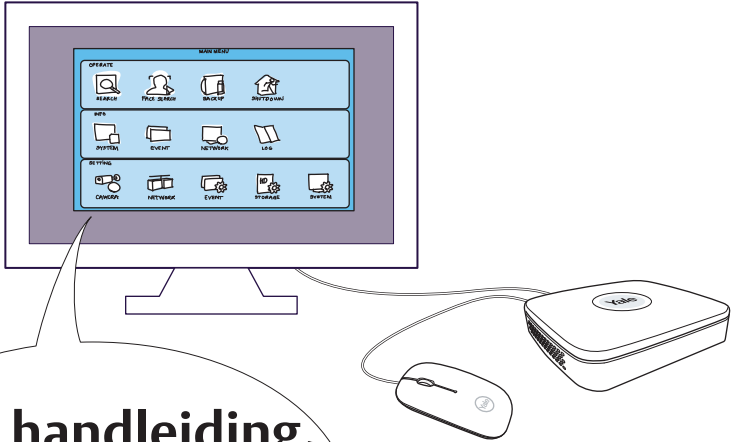


(GB) Follow on-screen instructions  
(NL) Volg de instructies op het scherm  
(DE) Der Schritt für Schritt Anleitung auf dem Bildschirm folgen  
(IT) Seguire l' impostazione sullo schermo passo dopo passo  
(FR) Suivre pas à pas les instructions d'installation à l'écran




- (GB) Follow on-screen instructions  
(NL) Volg de instructies op het scherm  
(DE) Der Schritt für Schritt Anleitung auf dem Bildschirm folgen  
(IT) Seguire l' impostazione sullo schermo passo dopo passo  
(FR) Suivre pas à pas les instructions d'installation à l'écran




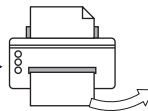


# CCTV handleiding

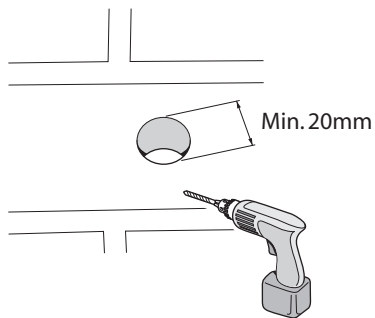
Handleiding  
Bedienungsanleitung  
Manuale  
Manuel utilisateur



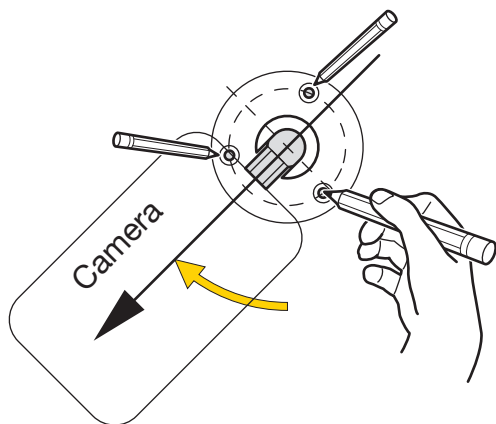
[www.yalelock.nl/smartliving](http://www.yalelock.nl/smartliving)



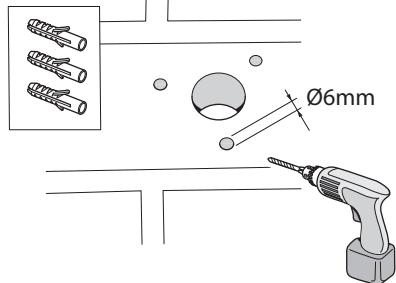
1



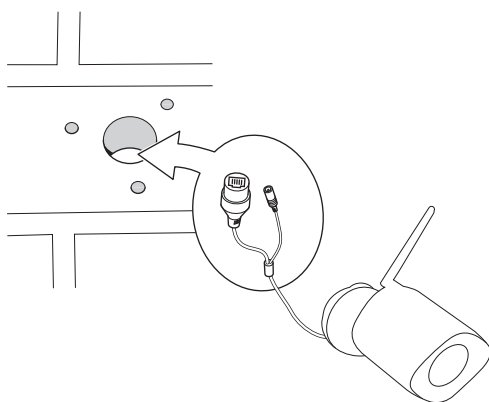
2



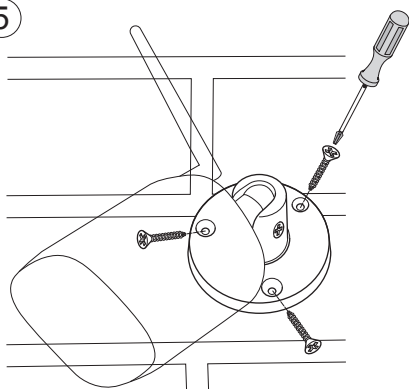
3



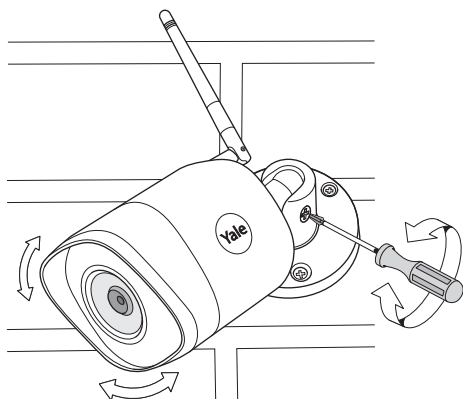
4



5



6



**i****GB:**

Hereby, ASSA ABLOY Ltd., School Street, Willenhall, West Midlands, England Wv13 3PW declares that the radio equipment type SV-4C-2DB4MX is in compliance with Directive 2014/53/EU. The full text of the EU declaration of conformity is available at the following internet address: [www.yalelock.com/smart-living/doc](http://www.yalelock.com/smart-living/doc)

**FR:**

Le soussigné, ASSA ABLOY Ltd., School Street, Willenhall, West Midlands, England Wv13 3PW, déclare que l'équipement radioélectrique du type SV-4C-2DB4MX est conforme à la directive 2014/53/UE. Le texte complet de la déclaration UE de conformité est disponible à l'adresse internet suivante: [www.yalelock.com/smart-living/doc](http://www.yalelock.com/smart-living/doc)

**••• Message à destination des professionnels •••**

*Si vous souhaitez installer SV-4C-2DB4MX dans votre société, vous devez obligatoirement demander une autorisation à la Commission Nationale de l'Informatique et des Libertés.*

**NL:**

Hierbij verklaard, ASSA ABLOY Ltd, School Street, Willenhall, West Midlands, England Wv13 3PW dat de radio apparatuur type SV-DB4MX-B conformeert aan de richtlijn 2014/53/EU. De volledige tekst van de EU Declaratie van Conformiteit is beschikbaar op het volgende internet adres: [www.yalelock.com/smart-living/doc](http://www.yalelock.com/smart-living/doc)

**DE:**

Hiermit erklärt ASSA ABLOY Ltd., School Street, Willenhall, West Midlands, England Wv13 3PW, dass der Funkanlagentyp SV-4C-2DB4MX der Richtlinie 2014/53/EU entspricht. Der vollständige Text der EU-Konformitätserklärung ist unter der folgenden Internetadresse verfügbar: [www.yalelock.com/smart-living/doc](http://www.yalelock.com/smart-living/doc)

**IT:**

Il fabbricante, ASSA ABLOY Ltd., School Street, Willenhall, West Midlands, England Wv13 3PW, dichiara che il tipo di apparecchiatura radio SV-4C-2DB4MX è conforme alla direttiva 2014/53/UE. Il testo completo della dichiarazione di conformità UE è disponibile al seguente indirizzo Internet: 22.5.2014 L 153/104 Gazzetta ufficiale dell'Unione europea IT: [www.yalelock.com/smart-living/doc](http://www.yalelock.com/smart-living/doc)

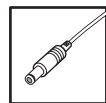
The power shall conform to the requirement in the SELV (Safety Extra Low Voltage) and the Limited power source is rated DC 12V in the IEC60950-1. (Power supply requirement is subject to the device label). Manufacturers: Shenzhen HONOR Electronic Co., Ltd.



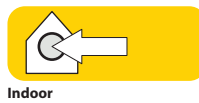
Model: ADS-26SGP-12 12024E

Input: 100-240V~, 50/60Hz, max. 0.7A


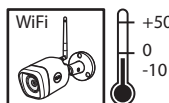
Output: DC 12V; 2.0A



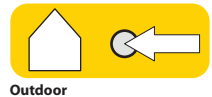
**DC 12V**  
⊖ ⊕



Frequente / Band	EIRP [dBm]
WiFi 2400MHz~2483.5MHz	10 - 15dBm



Minder dan  
95% RH





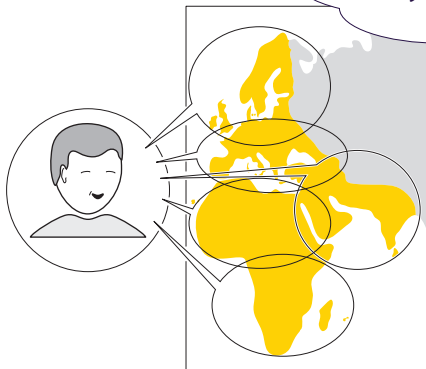
## Ondersteuning



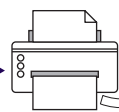


Tel. nr. 0900-4600470  
[www.yalelock.nl/smartliving](http://www.yalelock.nl/smartliving)



## Handleiding



[www.yalelock.nl/smartliving](http://www.yalelock.nl/smartliving)



**THE YALE BRAND**, with its unparalleled global reach and range of products, reassures more people in more countries than any other consumer locking solution.

**THE ASSA ABLOY GROUP** is the world's leading manufacturer and supplier of locking solutions, dedicated to satisfying end-user needs for security, safety and convenience.

An ASSAABLOY Group brand

**ASSA ABLOY**